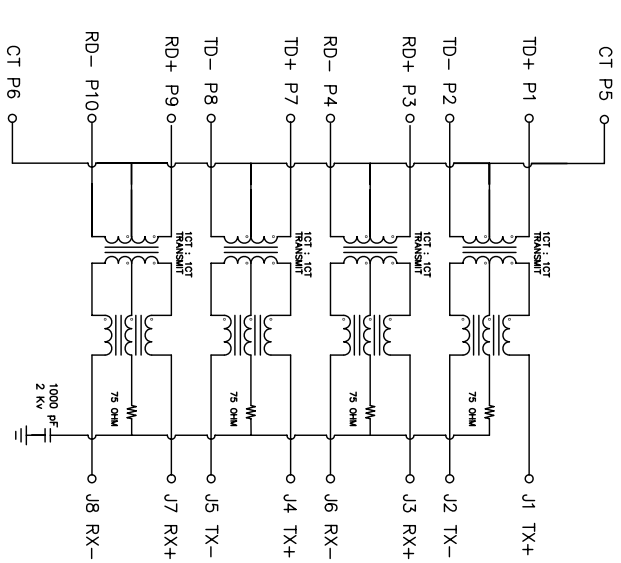
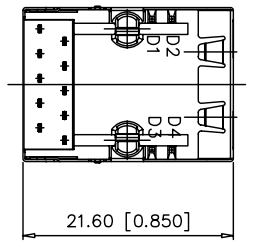
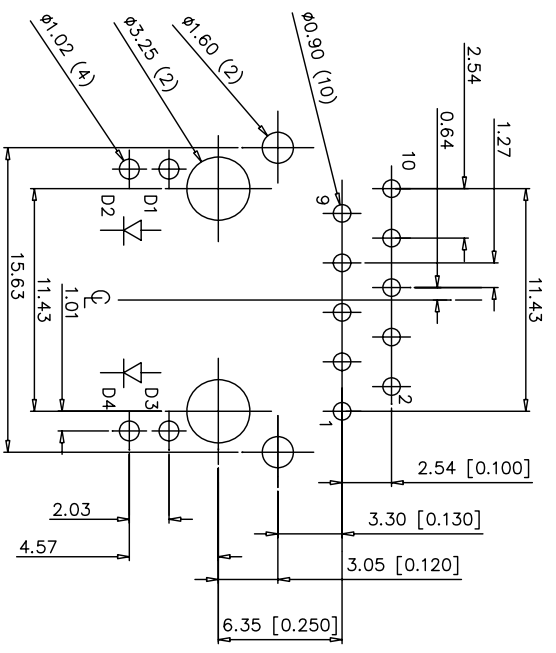
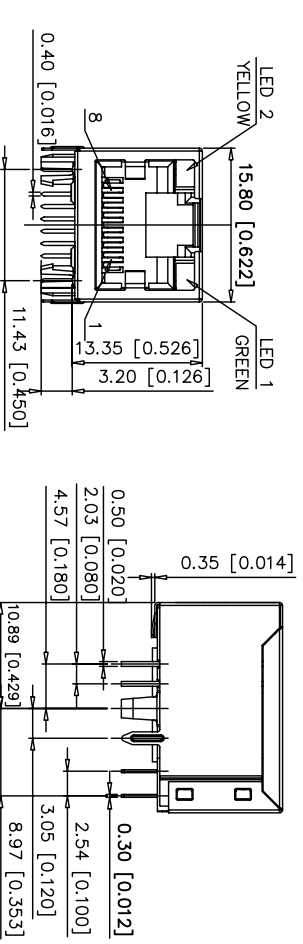


5	6	7	7	A
LTR	DESCRIPTION	REV.	SIGN	DATE
Δ	-	A0		

ELECTRICAL SPECIFICATIONS @ 25°C +/- 5°C unless otherwise noted:

Insertion Loss: 1-100MHz -1.0dB MAX  
 Return Loss: 1-100MHz -16.0dB MIN  
 30-60MHz -14.0dB MIN  
 60-80MHz -10.0dB MIN  
 Cross Talk: 1-30MHz -40.0dB MIN  
 30-60MHz -35.0dB MIN  
 60-80MHz -30.0dB MIN



CMR: 1-100MHz -35.0dB MIN  
 Hi-Pot: 1500V AC 6S 1mA  
 OCL: 350uH MIN @ 100KHz 100mV 8mA DC  
 Turn Ratio: 1CT:1CT+/-3% Housing Material: PBT Black  
 Operating temperature range: 0°C to +70°C  
 Contacts: 0.35mm thick phos bronze plated with 6u' gold in contact area

QUALITY SYMBOLS	GENERAL TOLERANCES (UNLESS SPECIFIED)	SCALE	NUMBER	TITLE
▽40	MM INCH	1:1		SHENZHEN DSHCONN TECHNOLOGY CO., LTD.
▽40	4 PLACE ±0.10	DRAWN BY	DATE	DSHCONN R445 1000MHz 滤波器 背打 壳 壳 壳 壳 壳 壳 壳 壳 THIRD ANGLE PROJECTION REVERSE ON CAD ONLY SHEET NO. 1/1
	3 PLACE ±0.15	EUTE WANG	2011/05/07	
	2 PLACE ±0.20	LIU	2011/05/07	
	1 PLACE ±0.25	APPROVED BY	DATE	
	ANGULAR ± 3°	PART NO.	916208912111	DWG NO. 916208912111
		DRAFT WHERE APPLICABLE MUST REMAIN WITHIN DIMENSIONS		
		THIS DRAWING CONTAINS INFORMATION THAT IS PROPRIETARY TO DSHCONN AND SHOULD NOT BE USED WITHOUT WRITTEN PERMISSION		