LTR	DESCRIPTION	REV.	SIGN	DATE
A	-	A0		

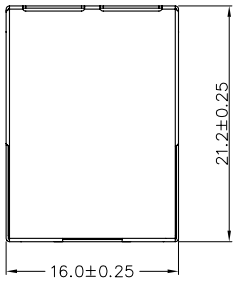

10/100 TRANSFORMER MAGNETIC CIRCUIT

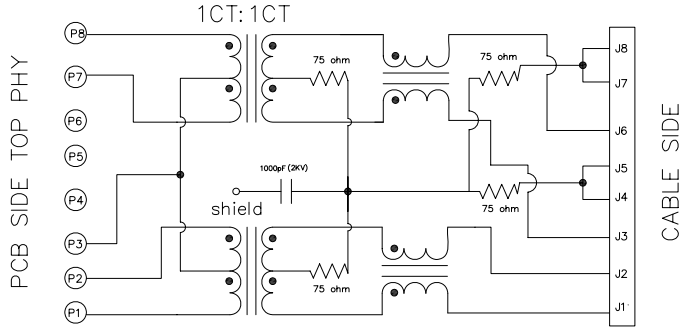

SPECIFICATION:

Item	PARAMETER	CONDITION	Unit
1	IMPEDANCE	100 OHMS	OHMS
2	OCL	350 uH (MIN)@100 KHZ, 100 mVRMS WITH 8 mA DC BIAS	uH
3	TURNS RATIO (CHIP:CABLE)	TX: 1:1 RX: 1:1	
4	HIPOT	2250 VDC (1mA CUTOFF CURRENT) FOR 60 SECONDS DURATION. ALL BRIDGED ON EITHER SIDE LF MAGNETICS PACKAGE FOR RJ-45 CONTACTS.	V
		1500 VRMS (2mA CUTOFF CURRENT) FOR 5 SECONDS DURATION.	
5	OPERATING TEMPERATURE	FROM 0°C TO +70°C	°C
6	C1	1000pF,2kV DECOUPLING CAPACITOR	pF
7	R1~R4	75 OHMS ,1/16 W,5% RESISTORS	OHMS
8	TRANSMIT	RJ1 & RJ2	
9	RECEIVE	RJ3 & RJ6	
10	RISE TIME	2.5ns FROM 10 TO 90%	ns

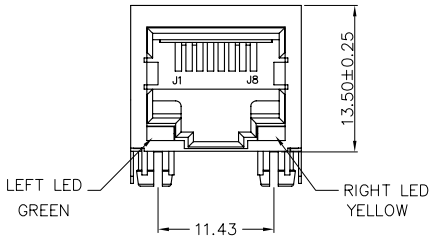

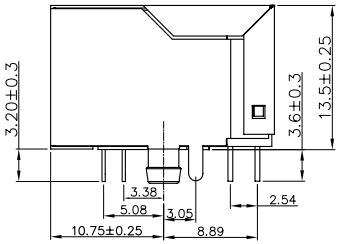

FREQUENCY	CMR	INSERTION LOSS
1MHZ~100MHZ	-30dB(MIN)	-1.0dB(MAX)

FREQUENCY	RETURN LOSS	FREQUENCY	CROSSTALK
1MHZ~10MHZ	-20dB(MIN)	1MHZ~30MHZ	-40dB(MIN)
10MHZ~30MHZ	-16dB(MIN)	30MHZ~60MHZ	-35dB(MIN)
30MHZ~60MHZ	-12dB(MIN)	60MHZ~100MHZ	-30dB(MIN)
60MHZ~80MHZ	-10dB(MIN)		

ALL MAGNETIC ELECTRICAL CHARACTERISTICS RATED @T=25°C
INDICATED INSERTION LOSS TO MAGNETIC CIRCUITRY ONLY

LED MAGNETIC CIRCUIT

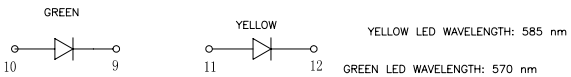

LED'S COMPLIANT WITH IEC60825-1 SAFETY OF LASER WHEN OPERATED AT CURRENT OF 20mA

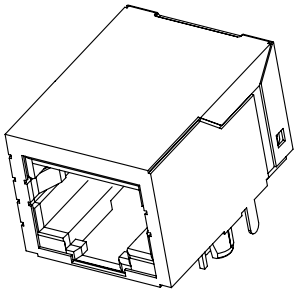

3D VIEW

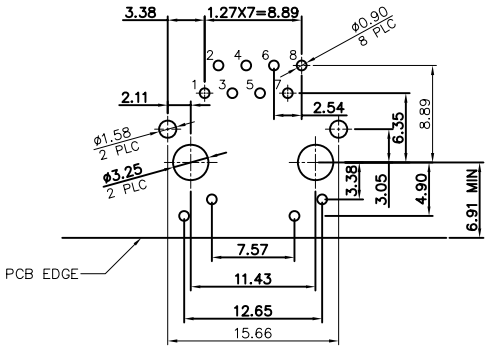

RECOMMENDED P.C.B LAYOUT
GENERAL TOLERANCE: ±0.05

NOTES:

1. MATERIAL:
   1.1 HOUSING:THERMOPLASTIC UL 94V-0
   1.2 HOUSING(JZ): THERMOPLASTIC UL 94V-0
   1.3 CONTACT: PHOSPHOR BRONZE
   1.4 JOINT CONTACT: BRASS
   1.5 SHELL: BRASS
2. FINISH:
   2.1 RJ45 CONTACT: 5u" MIN. GOLD PLATED ON CONTACT AREA
   100u"MIN. TIN PLATING ON SOLDER AREA
   50u" MIN. NICKEL UNDERPLATING OVERALL
   2.2 JOINT CONTACT: 100u"MIN. TIN PLATING ON SOLDER TAIL AREA
   50u" MIN. NICKEL UNDERPLATING OVERALL
   2.3 SHELL:50u"MIN. NICKEL PLATING ON ALL AREA
3. RECOMMENDED PCB THICKNESS: 1.6mm
4. APPLIED TO WAVE SOLDERING PROCESS

QUALITY SYMBOLS	GENERAL TOLERANCES (UNLESS SPECIFIED)	MM	INCH
▼ "0	4 PLACE	±0.10	±----
	3 PLACE	±0.15	±----
	2 PLACE	±0.20	±----
⊽ "0	1 PLACE	±0.25	±----
	ANGULAR ± 3°		
	DRAFT WHERE APPLICABLE MUST REMAIN WITHIN DIMENSIONS		

SCALE: 1:1 | NUMBER: | MATERAIL: | HRC:
DRAWN BY ELITE_WANG | DATE
CHECKED BY LILI | DATE
APPROVED BY | DATE

DSHconn
SHENZHEN DSHCONN TECHNOLOGY CO.,LTD.

TITLE: RJ 45 R/A DIP W/LED AND 10-100 TRANSFORMER

THIRD ANGLE PROJECTION | REVISE ON CAD ONLY

PART NO. | DWG NO. | SHEET NO. 1/1

THIS DRAWING CONTAINS INFORMATION THAT IS PROPRIETAPY TO DSHCONN INCORPORATED AND SHOULD NOT BE USED WITHOUT WRITTEN PERMISSION

A4